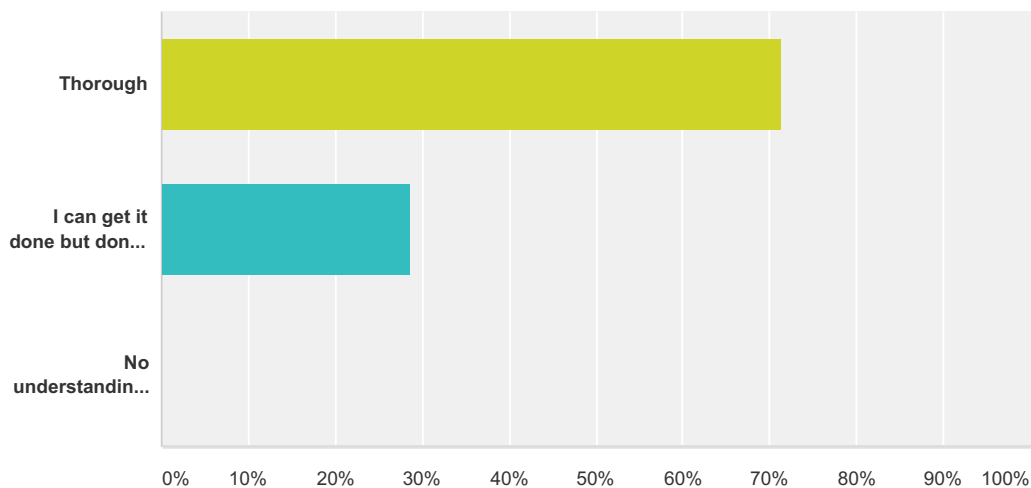


Program Review 2016 The Program Review Committee (PRC) is continuing to assess the Program Review process in an on-going cycle of evaluation. We want you to be honest about your experience with this process so that we can take steps to make it better

Q1 How would you describe your overall level of understanding about the program review process at Bakersfield College?

Answered: 14 Skipped: 0

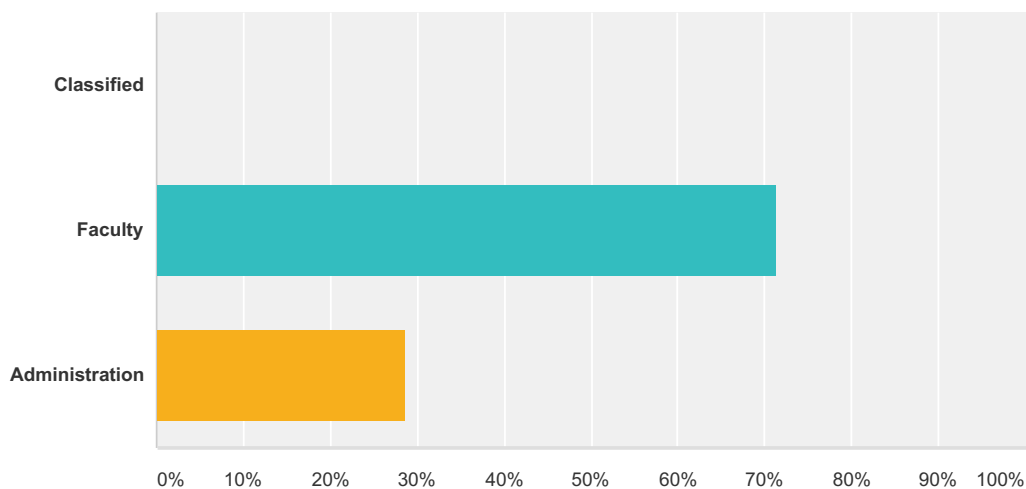


Answer Choices	Responses
Thorough	71.43% 10
I can get it done but don't understand why we do it	28.57% 4
No understanding at all	0.00% 0
Total	14

Program Review 2016 The Program Review Committee (PRC) is continuing to assess the Program Review process in an on-going cycle of evaluation. We want you to be honest about your experience with this process so that we can take steps to make it better

Q2 Which employee category best describes your position at the college?

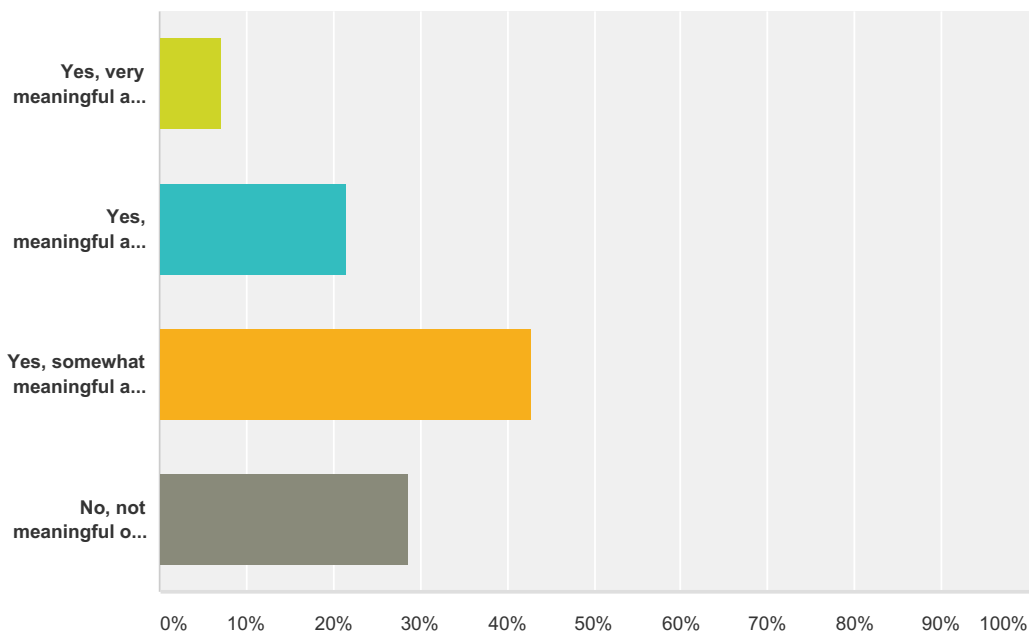
Answered: 14 Skipped: 0



Answer Choices	Responses
Classified	0.00% 0
Faculty	71.43% 10
Administration	28.57% 4
Total	14

Q3 As an editor, approver, or participant on a team, was the trend data provided you by Institutional Research meaningful and relevant to the annual program review process?

Answered: 14 Skipped: 0

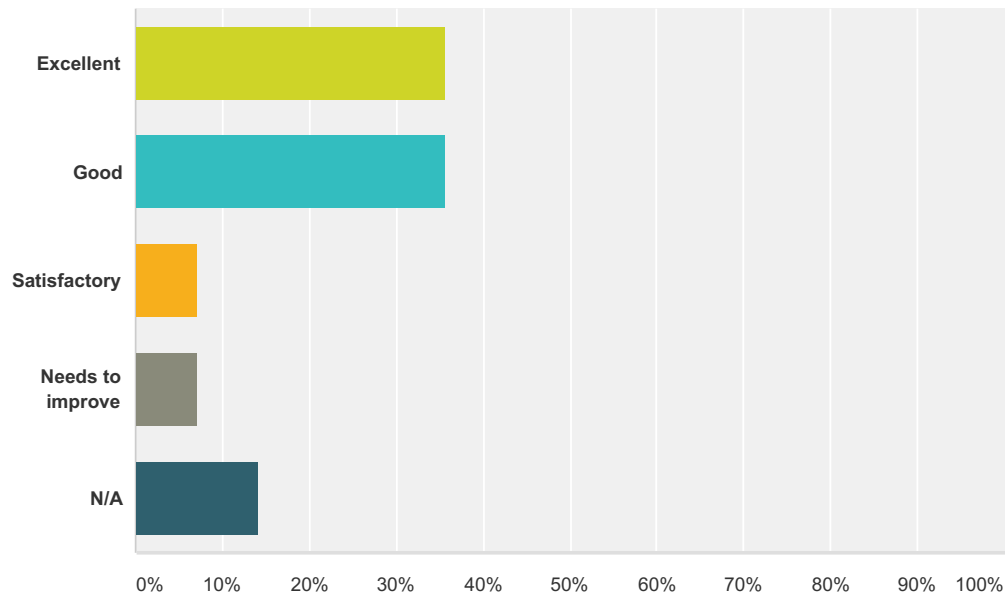


Answer Choices	Responses	
Yes, very meaningful and relevant	7.14%	1
Yes, meaningful and relevant	21.43%	3
Yes, somewhat meaningful and relevant	42.86%	6
No, not meaningful or relevant	28.57%	4
Total		14

Program Review 2016 The Program Review Committee (PRC) is continuing to assess the Program Review process in an on-going cycle of evaluation. We want you to be honest about your experience with this process so that we can take steps to make it better

Q4 How would you rate your skill level in interpreting the trend data provided you?

Answered: 14 Skipped: 0

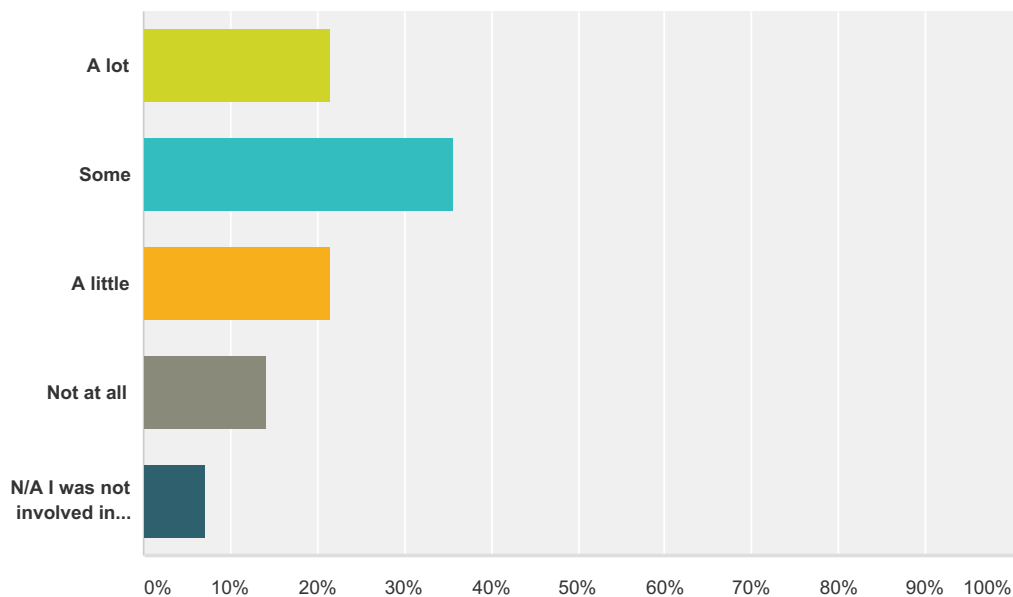


Answer Choices	Responses
Excellent	35.71% 5
Good	35.71% 5
Satisfactory	7.14% 1
Needs to improve	7.14% 1
N/A	14.29% 2
Total	14

Program Review 2016 The Program Review Committee (PRC) is continuing to assess the Program Review process in an on-going cycle of evaluation. We want you to be honest about your experience with this process so that we can take steps to make it better

Q5 To what extent did you use the AU or Comprehensive to help inform resource decisions (staffing request, technology or facilities requests, etc.) since the last Program Review cycle?

Answered: 14 Skipped: 0

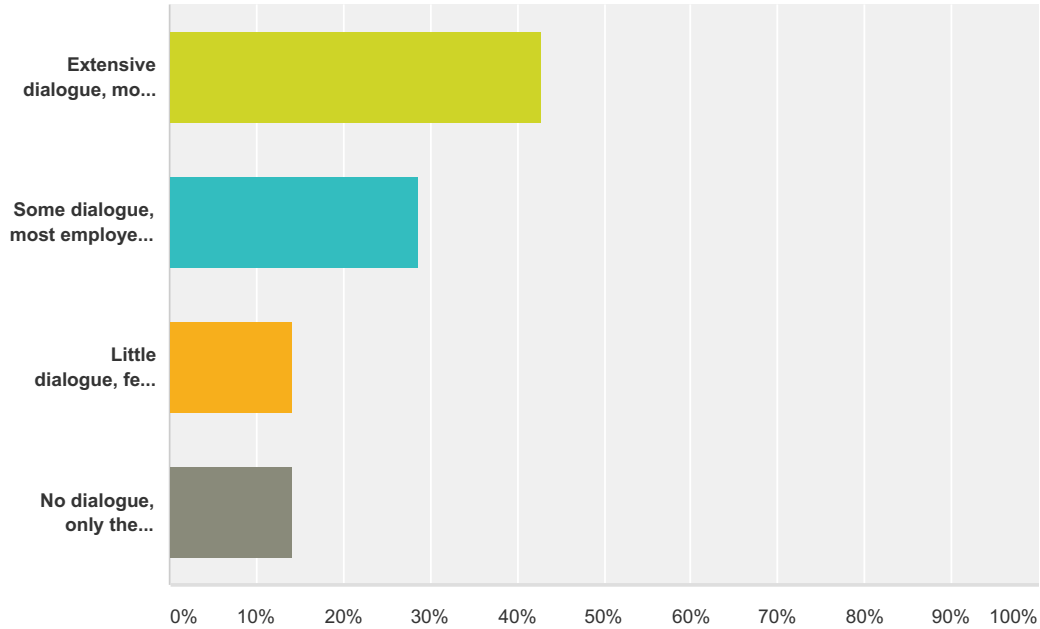


Answer Choices	Responses
A lot	21.43% 3
Some	35.71% 5
A little	21.43% 3
Not at all	14.29% 2
N/A I was not involved in resource decisions	7.14% 1
Total	14

Program Review 2016 The Program Review Committee (PRC) is continuing to assess the Program Review process in an on-going cycle of evaluation. We want you to be honest about your experience with this process so that we can take steps to make it better

Q6 How much dialogue during the program review process occur within your program/area during the development of your AU or Comprehensive this past year?

Answered: 14 Skipped: 0

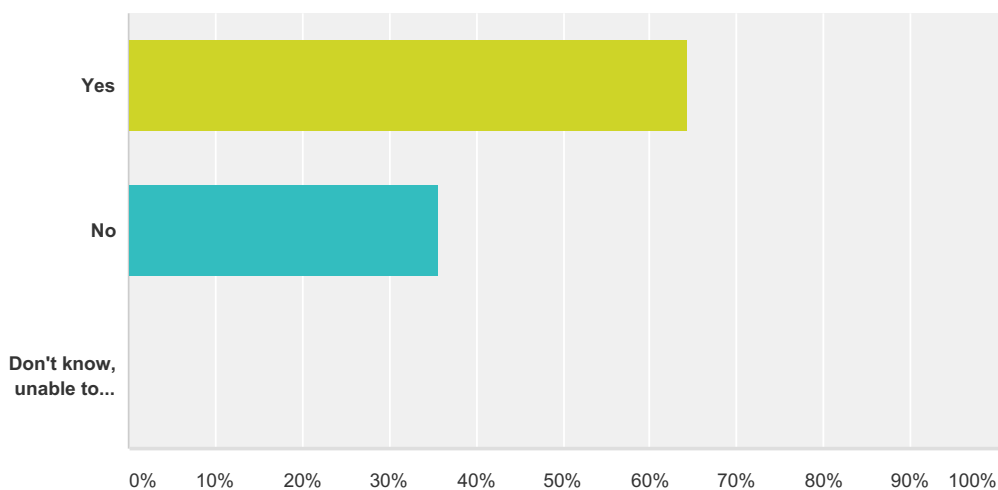


Answer Choices	Responses
Extensive dialogue, most in the department/area were involved	42.86% 6
Some dialogue, most employees were not involved	28.57% 4
Little dialogue, few employees were involved	14.29% 2
No dialogue, only the program review editor (chair) was involved	14.29% 2
Total	14

Program Review 2016 The Program Review Committee (PRC) is continuing to assess the Program Review process in an on-going cycle of evaluation. We want you to be honest about your experience with this process so that we can take steps to make it better

Q7 One goal of the PRC is to strengthen the connection between planning and resource allocation. Has your program/area received resources (technology, facilities, staffing) requested through the Program Review process during past cycles?

Answered: 14 Skipped: 0

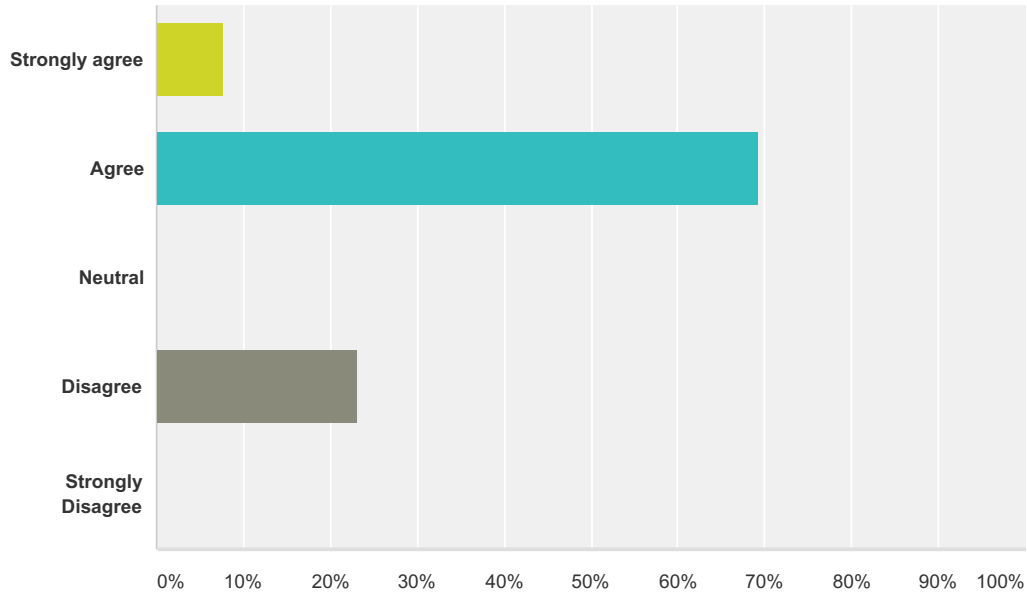


Answer Choices	Responses
Yes	64.29% 9
No	35.71% 5
Don't know, unable to answer	0.00% 0
Total	14

The Program Review 2016 The Program Review Committee (PRC) is continuing to assess the Program Review process in an on-going cycle of evaluation. We want you to be honest about your experience with this process so that we can take steps to make it better

Q8 “The program review process gave my program/area the opportunity to analyze data, develop goals and objectives and request resources, facilitating continuous quality improvement of my program/area, with the ultimate goal of improving student success.”

Answered: 13 Skipped: 1

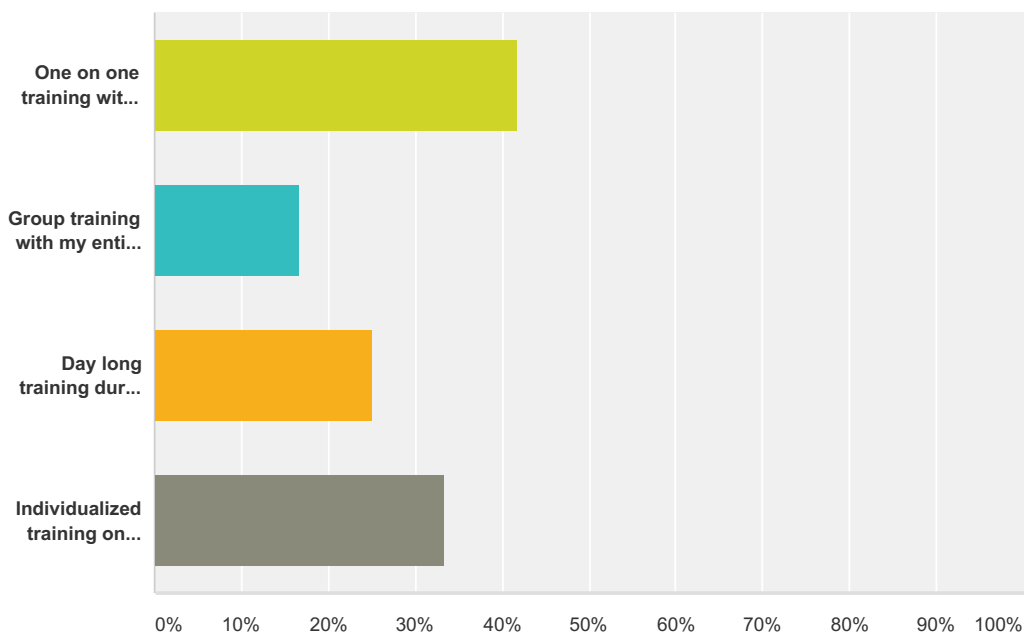


Answer Choices	Responses	
Strongly agree	7.69%	1
Agree	69.23%	9
Neutral	0.00%	0
Disagree	23.08%	3
Strongly Disagree	0.00%	0
Total		13

Program Review 2016 The Program Review Committee (PRC) is continuing to assess the Program Review process in an on-going cycle of evaluation. We want you to be honest about your experience with this process so that we can take steps to make it better

Q9 What type of training works best for your area?

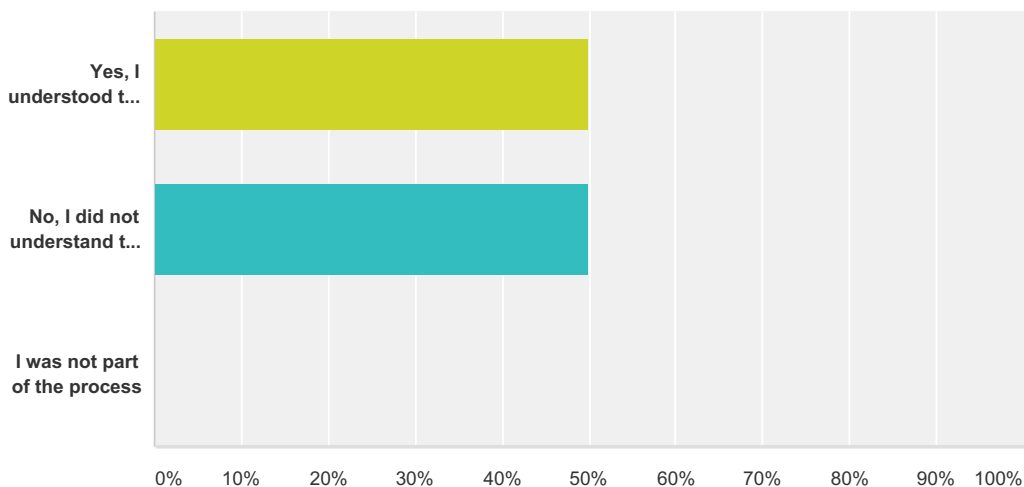
Answered: 12 Skipped: 2



Answer Choices	Responses
One on one training with those tasked with completing the document	41.67% 5
Group training with my entire program area	16.67% 2
Day long training during flex week	25.00% 3
Individualized training on forms within the document (Assessment, Resource Forms, Budget)	33.33% 4
Total Respondents: 12	

Q10 In reference to the new Budget Form, do you understand the correlation between the old and the new process? What can we do to communicate this more effectively?

Answered: 12 Skipped: 2

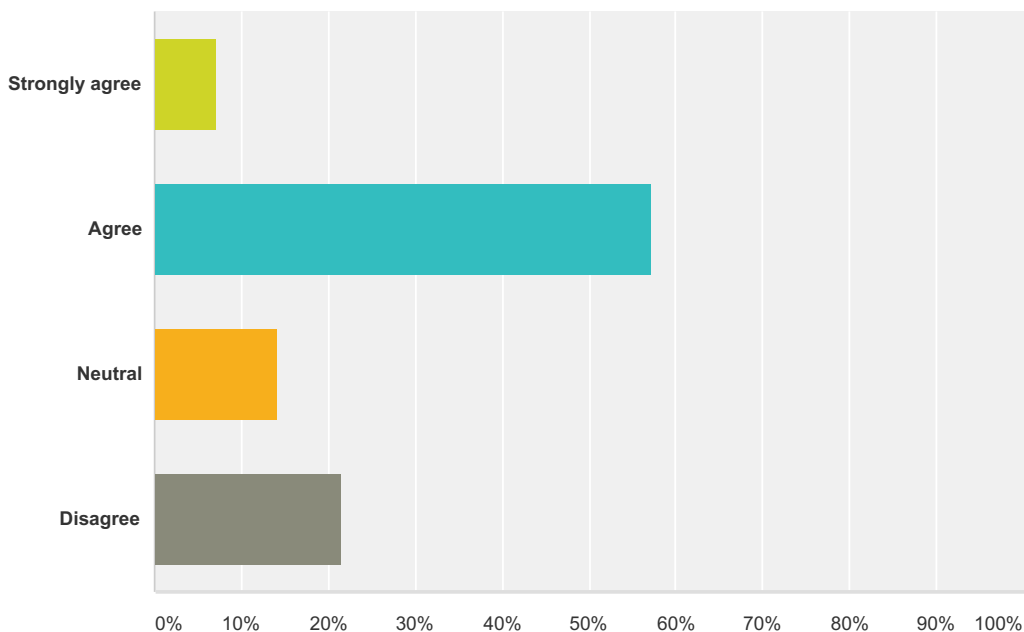


Answer Choices	Responses
Yes, I understood the process	50.00% 6
No, I did not understand the process	50.00% 6
I was not part of the process	0.00% 0
Total	12

Program Review 2016 The Program Review Committee (PRC) is continuing to assess the Program Review process in an on-going cycle of evaluation. We want you to be honest about your experience with this process so that we can take steps to make it better

Q11 Please indicate your agreement with the following statement: “The program review process is an improvement over last year”?

Answered: 14 Skipped: 0



Answer Choices	Responses
Strongly agree	7.14% 1
Agree	57.14% 8
Neutral	14.29% 2
Disagree	21.43% 3
Total	14