

Advancing Student Success with Equity

An Outcomes Approach – Focusing on the SCFF metrics



A presentation to the Board of Governors

September 27, 2022



Sonya Christian
Chancellor
Kern CCD



Zav Dadabhoy
President
Bakersfield College



Claudia Habib
President
Porterville College



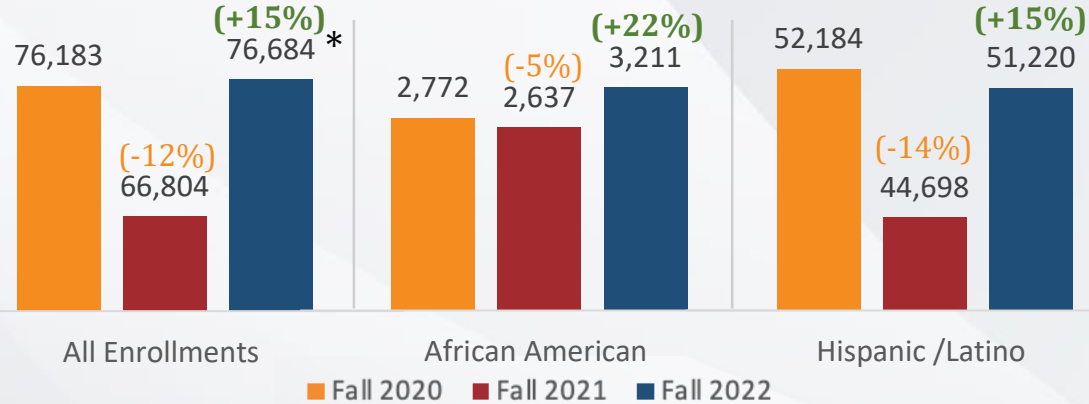
Sean Hancock
President
Cerro Coso College

#KernCCDDaringMightyThings



Advancing SCFF Metrics

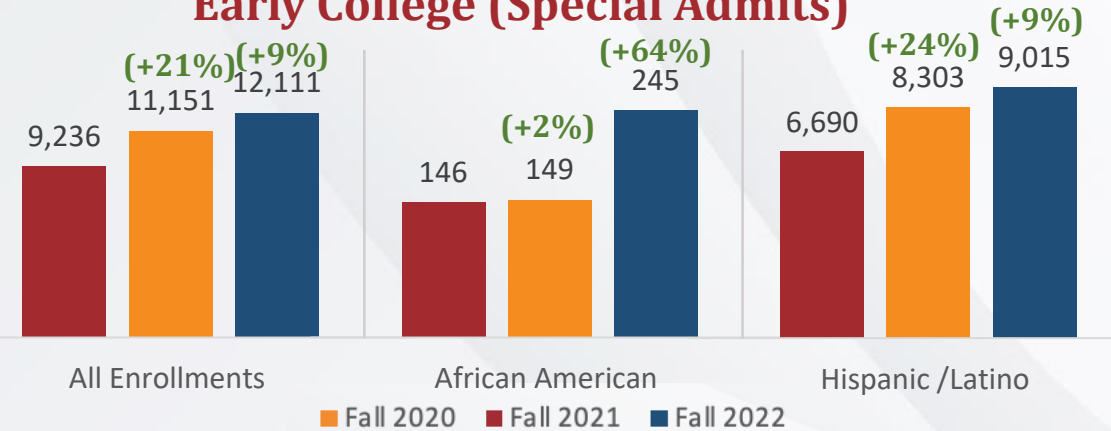
Base Enrollments



* Projected enrollment for Fall 2022

Enter the Path: High touch/tech targeted outreach
Stay on the Path: Completion coaching communities

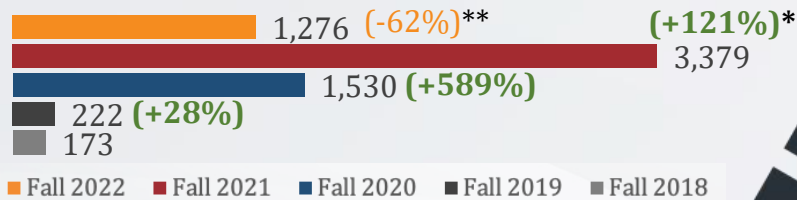
Early College (Special Admits)



Connecting courses to certificate and degree pathways.
Goal: Every 9th grader in 55 feeder high schools have a SEP & 3 college credits in 9th grade.

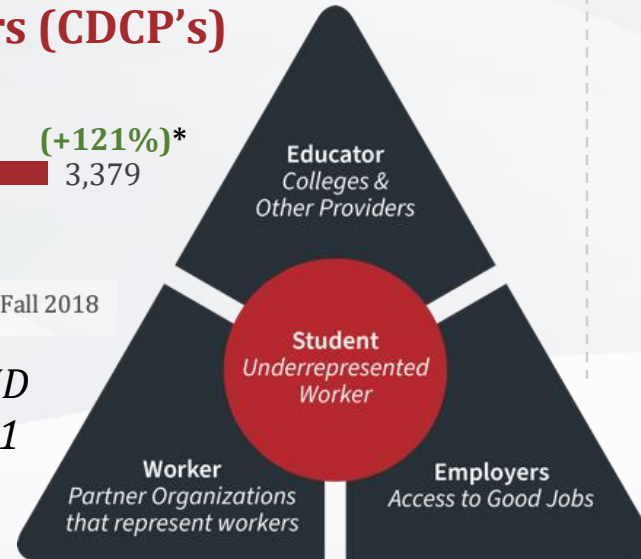
Adult Learners (CDCP's)

All Enrollments



*Agile Responsiveness - During COVID online teacher training courses 2021

**Late-start sections not included



Worker-Educator-Employer Model

Student Success Metrics

	Fall 2020	Fall 2021	Fall 2022
Transferable English Enrollments	5,998	4,916 (-18%)	5,363 (+9%)
Transferable Math Enrollments	5,104	4,234 (-17%)	4,928 (+16%)
CTE Units Attempted	68,100	65,507 (-4%)	70,928 (+8%)
Total Awards (Certs & Degrees)	7,860	7,988 (+2%)	9,732 (+22%)