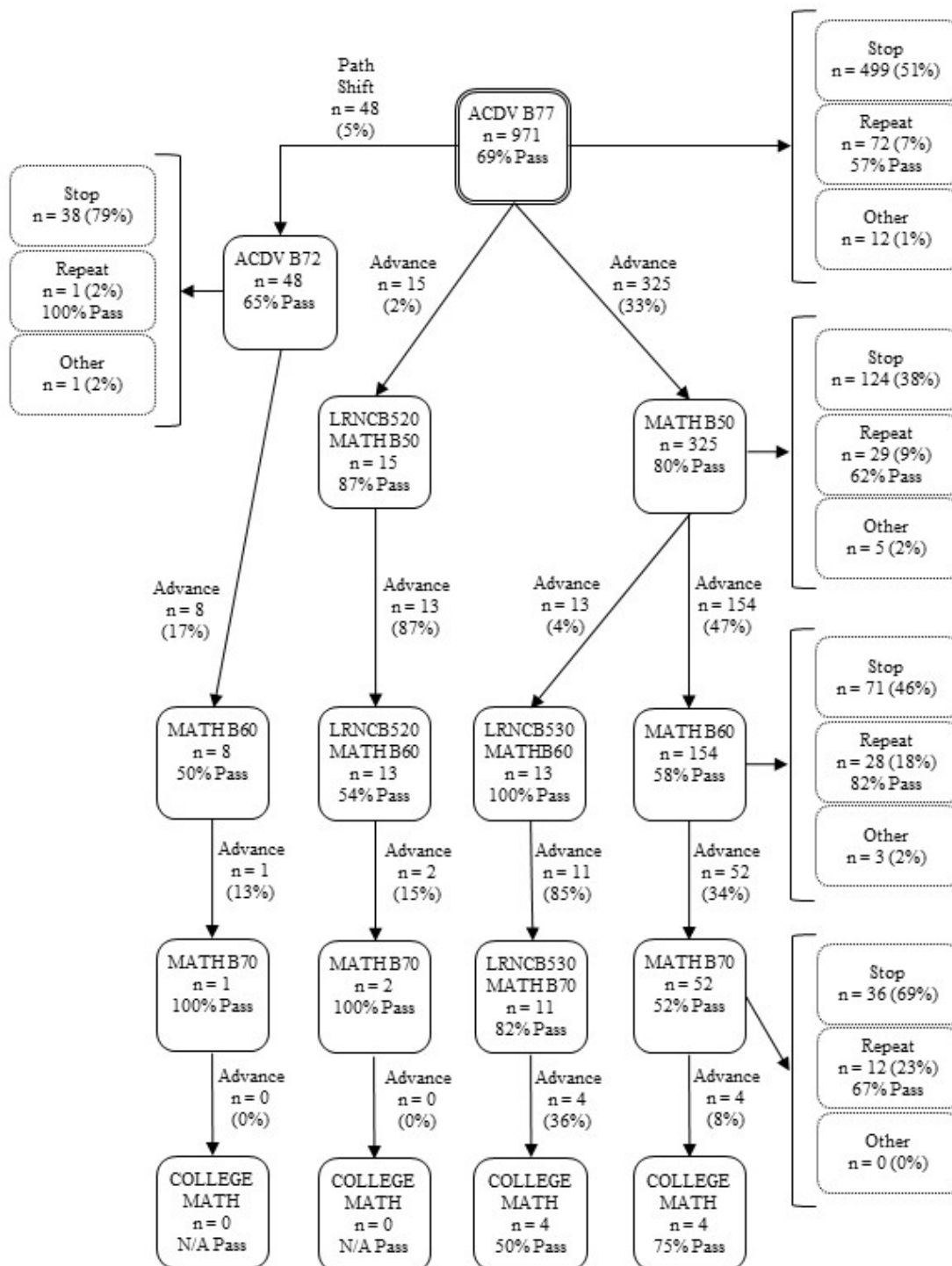


Table 1: Percentage of students who achieved college-level competency in math and the average number of semesters required to do so (including the semester of a student's first math course enrollment), by first and second math course taken (cell sizes in parentheses)

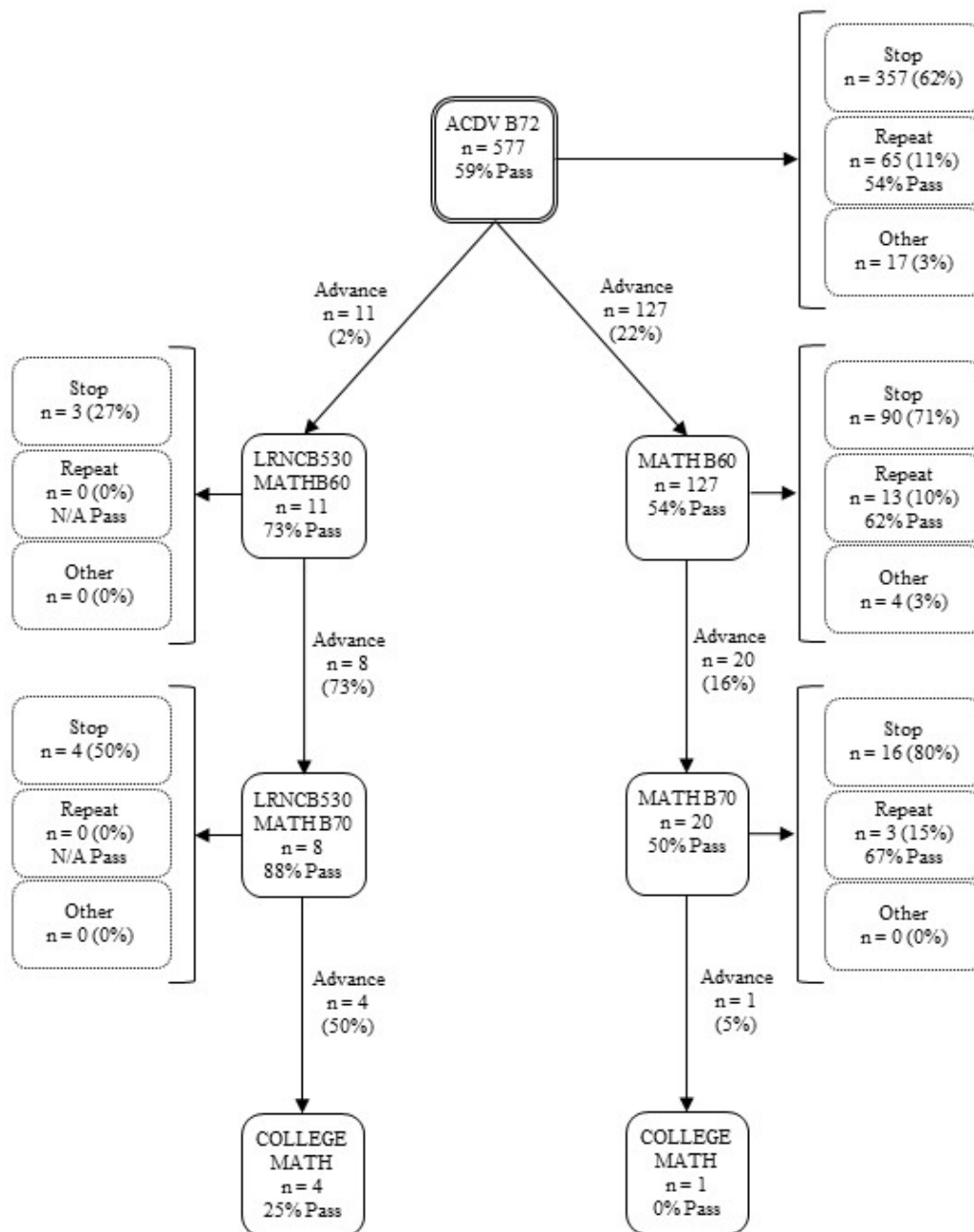
	SECOND														Total
	none	acdvb77	acdvb72	mathb50	acdvb72 (mathb50)	lrncb520 (mathb50)	mathb60	lrncb530 (mathb60)	mathb65	mathb70	lrncb530 (mathb70)	mathba	mathbd	college math	
FIRST															
acdvb77	0%	0%	0%	3%		0%	10%			0%					1%
	----	----	----	7.0	----	7.0	----	----	----	----					7.0
	(499)	(72)	(48)	(325)	(15)	(10)				(2)					(971)
acdvb72	0%	0%	0%	0%			0%	9%	0%	0%					< 1%
	----	----	----	----			4.0	----	----	----					4.0
	(357)	(8)	(65)	(6)			(127)	(11)	(2)	(1)					(577)
mathb50	0%	0%	0%	2%		0%	8%	10%	0%	22%		20%		100%	4%
	----	----	----	7.7	----	5.8	5.3	----	----	7.0		6.0		3.0	5.9
	(742)	(5)	(15)	(156)	(4)	(861)	(58)	(1)	(9)			(10)		(1)	(1,862)
mathb60	0%	0%	0%	0%			1%	0%	0%	20%			0%	57%	9%
	----	----	----	----			8.0	----	----	4.8			----	3.3	4.8
	(1,000)	(5)	(5)	(16)			(310)	(15)	(4)	(1,035)			(3)	(7)	(2,400)
lrncb530 (mathb60)	0%									33%	16%				15%
	----						----	----	----	7.0	3.1				3.5
	(6)						(1)			(3)	(61)				(71)
mathb70	0%		0%				0%	0%		11%				70%	21%
	----		----				----	----	----	5.6				3.0	3.2
	(556)		(1)				(8)	(1)		(169)				(280)	(1,015)

Table 2: Percentage of students who achieved college-level competency in English and the average number of semesters required to do so (including the semester of a student's first English course enrollment), by first and second English course taken (cell sizes in parentheses)

		SECOND												
		none	acdvb65	lmc502 (acdvb65)	enlb60	enlb53 (enlb60)	lmc502 (enlb60)	enlb50	enlb53	lmc510 (enlb50)	enlb1a	lmc510 (enlb1a)	enlb1b	Total
FIRST														
	acdvb65	0%	7%	75%	24%	41%	100%	36%		67%	87%			18%
		----	7.3	5.7	5.9	4.4	5.5	4.8		2.5	4.0			5.0
		(652)	(86)	(4)	(527)	(335)	(2)	(11)		(9)	(23)			(1,649)
	lmc502 (acdvb65)	0%	0%		0%	0%	43%							39%
		----	----		----	----	4.0							4.0
		(5)	(1)		(1)	(2)	(87)							(96)
	enlb60	0%	25%		13%	51%		42%		67%	93%		100%	25%
		----	4.0		6.3	4.6		4.8		3.4	4.3		5.0	4.6
		(406)	(4)		(104)	(59)		(326)		(55)	(27)		(1)	(982)
	enlb53	0%	22%		0%			10%	19%	33%			77%	34%
		----	4.5		----			5.0	5.9	3.5			2.7	2.9
		(299)	(9)		(13)			(20)	(67)	(6)			(279)	(693)
	enlb50	0%		100%	13%	35%		24%		46%	80%	100%	67%	38%
		----		9.0	7.0	4.9		5.5		3.7	3.1	2.7	3.5	3.4
		(723)		(1)	(16)	(20)		(235)		(24)	(732)	(3)	(3)	(1,757)
	lmc510 (enlb50)	0%				33%		12%		67%	71%	87%		59%
		----				3.5		4.7		4.2	2.9	1.1		1.3
		(72)				(6)		(25)		(9)	(14)	(183)		(309)



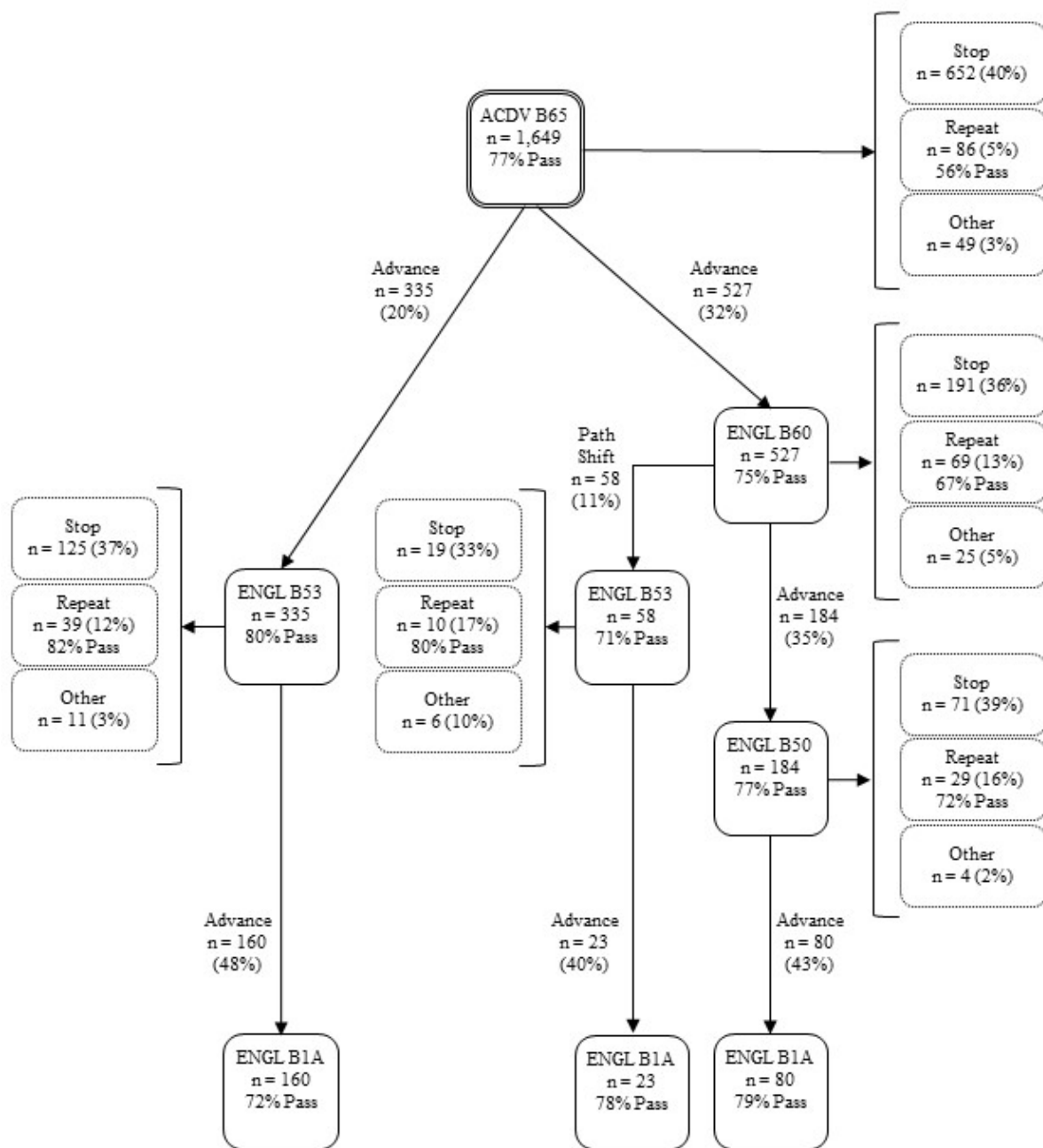
971 students began in ACDV B77
 14 (1%) attempted college-level math (mean of 6.6 semesters including term of first math)
 11 (1%) completed college-level math (mean of 7.0 semesters including term of first math)



577 students began in ACDV B72

5 (1%) attempted college-level math (mean of 4.2 semesters including term of first math)

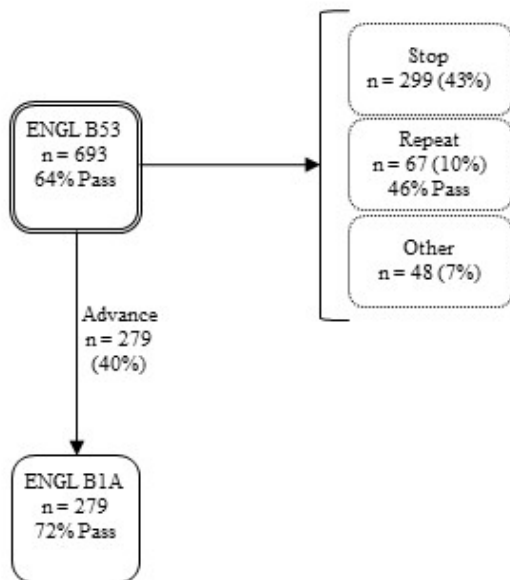
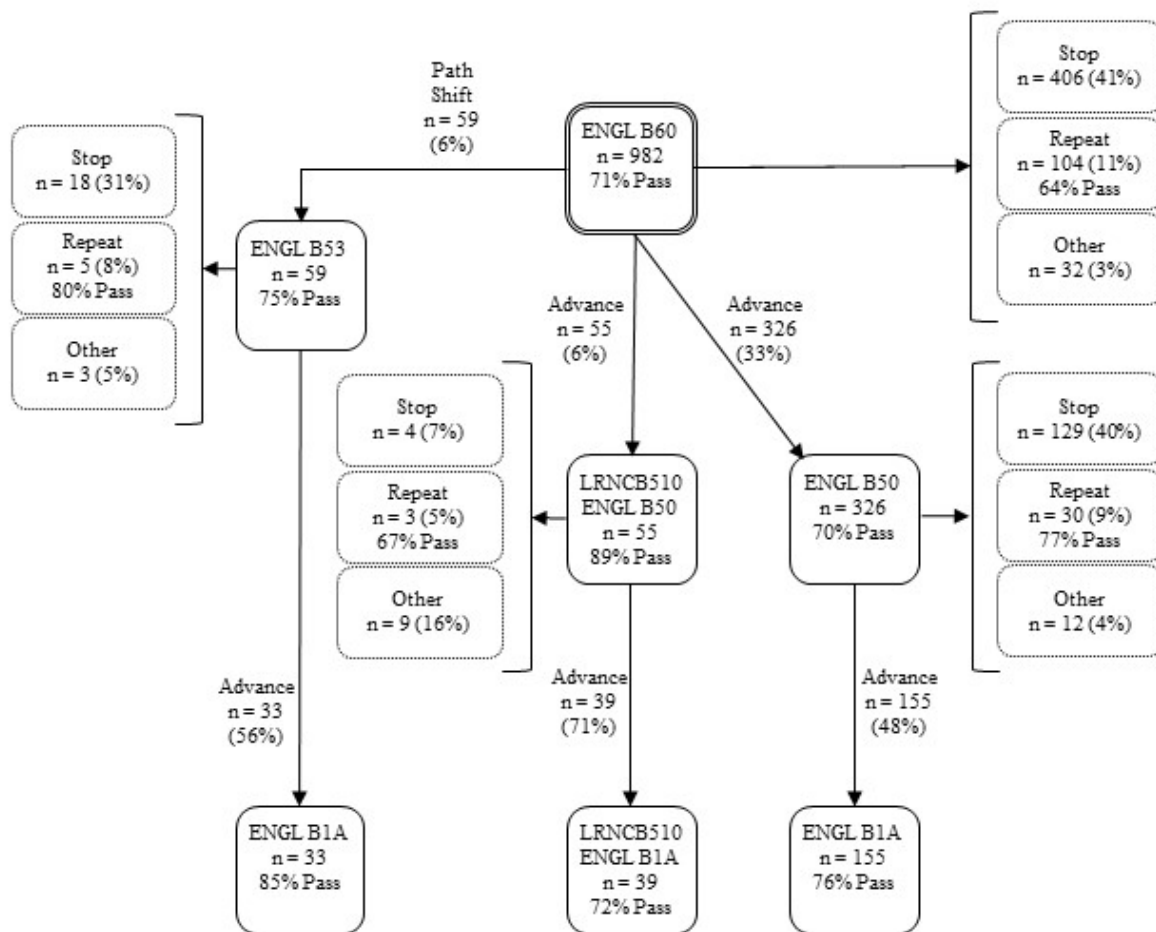
1 (< 1%) completed college-level math (mean of 4.0 semesters including term of first math)



1,649 students began in ACDV B65

375 (23%) attempted College Composition (mean of 4.9 semesters including term of first English)

304 (18%) completed College Composition (mean of 5.0 semesters including term of first English)



982 students began in ENGL B60
 300 (31%) attempted College Composition
 (mean of 4.5 semesters including term of first English)
 244 (25%) completed College Composition
 (mean of 4.6 semesters including term of first English)

693 students began in ENGL B53
 307 (44%) attempted College Composition
 (mean of 2.8 semesters including term of first English)
 233 (34%) completed College Composition
 (mean of 2.9 semesters including term of first English)