

Institutional Learning Outcome 2

Assessment Report Draft

Introduction

This report documents the Bakersfield College (BC) Assessment Committee's assessment of Institutional Learning Outcome (ILO) 2 during the 2021-2022 academic year. During Fall 2021, the committee chose ILO 2 as its focus for assessment in 2021-22. Then, the committee formed an ILO 2 sub-group that met about once per month to determine the methodology for assessing ILO 2, with the assessment taking place in Spring 2022. The findings, which are outlined in this report, were overall very positive.

Assessing ILOs at Bakersfield College

Bakersfield College has [4 ILOS](#), with the goal that every student who completes a degree or certificate at BC will be able to achieve each ILO. As the Assessment Committee's [charge](#) states, the committee's primary purpose is to "help support student learning by ensuring that all processes related to assessment are consistent with the mission of the college, addresses the needs of students and the community, and meets the requirements of law and regulation." As such, the Assessment Committee endeavors to regularly assess BC's 4 ILOs. Examples of assessments of other ILOs can be found on the committee's [Institutional Learning Outcomes Assessment](#) page.

Institutional Learning Outcome 2

Bakersfield College's Institutional Learning Outcome (ILO) 2 [is](#) "Communicate: Communicate effectively in both written and oral forms."

Methodology for Assessing ILO 2

The Assessment Committee decided on a two-pronged, multiple methods approach to assessing ILO 2: Communicate. On the quantitative side, we collaborated with the Office of Institutional Effectiveness to analyze pre-existing assessment data in eLumen.

On the qualitative side, the committee asked for campus-wide, cross-disciplinary participation from BC faculty members to volunteer an example (which we termed "artifacts") of how they have assessed communication skills, whether oral or written, in their own classrooms. The committee evaluated the submitted artifacts based on a rubric. The Assessment Committee received 20 artifacts from faculty across 8 of BC's pathways (Public Safety was the only pathway not represented by an artifact).

Findings

Quantitative Data

To pull the quantitative data needed for assessment of ILO 2, the Assessment Committee worked with its representative from the Office of Institutional Effectiveness, Sooyeon Kim (Director of Institutional Research). Ms. Kim created an interactive, publicly accessible [Tableau](#) of eLumen data relating to ILO 2.

General findings

Figure 1, as seen below, shows the number of courses whose data is reflected in the Tableau. We looked at courses offered in from Summer 2018-Spring 2021 to determine which ones had student learning outcomes (SLOs) that mapped to ILO 2—if a course’s SLOs map to ILO 2, it means that the course can be expected to assess ILO 2 in some form.

Courses Assessed

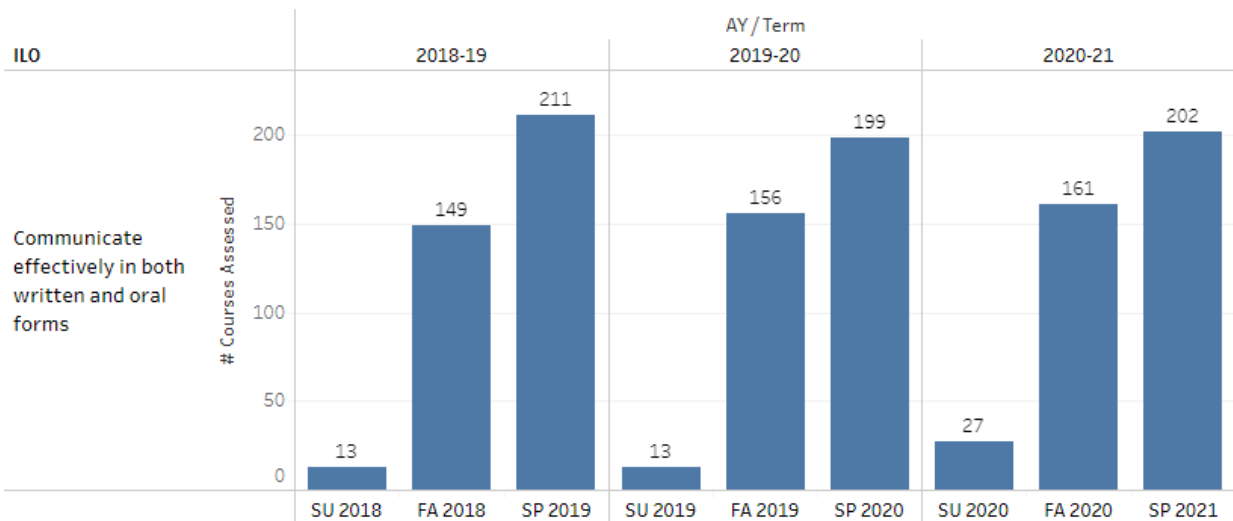


Figure 1

Figure 2 showcases the data from the courses that map to ILO 2. This data reflects the percentage of students who have met or exceeded expectations for the SLOs in those courses.

% Exceeded or Met Expectations

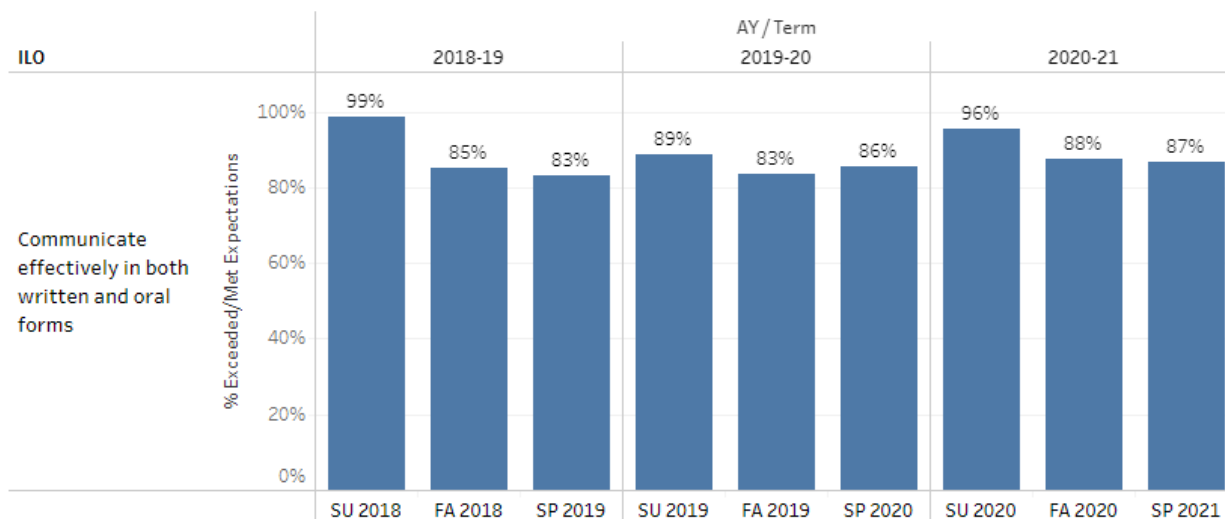


Figure 2

As can be seen in Figure 2, no less than 83% students in courses that mapped to ILO 2 from Summer 2018-Spring 2021 met or exceeded expectations, with the highest percentage at 96%. The average percentage of students that met or exceeded expectations in courses mapped to ILO 2 is 88.44%. We are extremely pleased with this excellent data.

Discipline-specific findings

A secondary tab exists in the [Tableau](#) of ILO 2 data, titled "Subjects and Courses." This tab breaks down ILO 2 data by subject or course and allows users to choose the subject they'd like to focus on. They can also choose to isolate data from a particular semester. In the example in Figure 3, SLO data from the American Sign Language department that maps to ILO 2 is isolated out. We can see that, on average, 91.83% of students taking courses in American Sign Language from Summer 2018 to Spring 2021 met or achieved expectations for SLOs that map to ILO 2: Communicate.

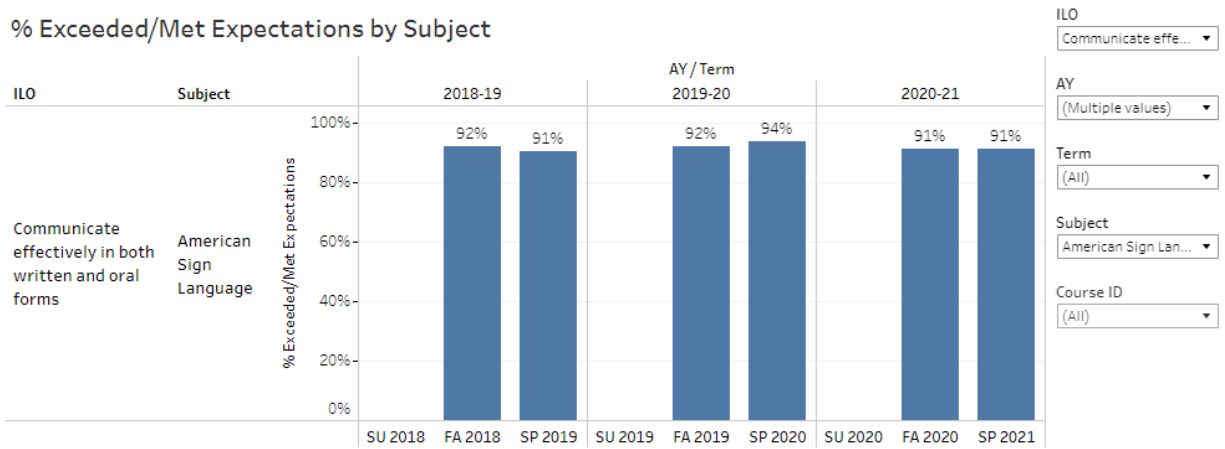


Figure 3

The Subjects and Courses tab also shows outcomes data by course. In the example in Figure 4, we can see the outcomes data for ASLB74, ASLB63, and ASLB72. This breakdown is very helpful for the Assessment Committee to be able to take a more granular look at ILO 2 outcomes data.

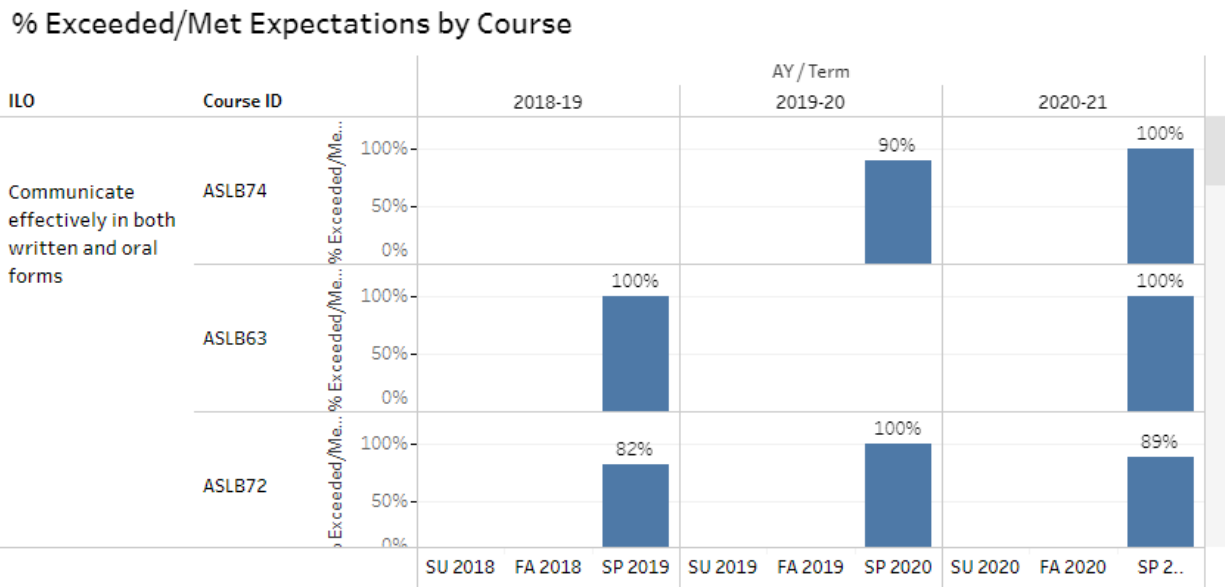


Figure 4

Qualitative Data

The Assessment Committee received 20 artifacts from faculty from 8 out of BC's 9 pathways. These artifacts consisted of: an assignment that the faculty use to assess written or oral communication in their course, along with an anonymized sample of student work fulfilling this assignment. Please see Table 1 for the courses and pathways represented by artifacts.

Pathway	Course
Health Sciences	NURSB44
	RADTB11
Business	BSADB18
Agriculture, Nutrition, & Culinary Arts	AGBSB6
	FDSVB55C
STEM	ASTRB3
	BIOLB18
	CHEMB30
Social & Behavioral Sciences	ANTHB4
	SOCIB1
	SOCIB2
	PSYCB5
Industrial Technology & Transportation	INDAB150
Education	CHDVB21
	CHDVB36
	EDUCB68NC
Arts, Communication, & Humanities	COMMB1
	COMMB8
	ENGLB1AL
	LIBRB1

Table 1

To analyze the artifacts, the committee created a [rubric](#) and assigned the artifacts to teams of committee members. Each team assessed the artifacts assigned to them by completing the rubric. The rubric determined:

- Whether the artifact assessed written, oral, or both kinds of communication
- Whether the assignment submitted exceeded, met, or did not meet expectations of assessing communication
- Whether the student work submitted exceeded, met, or did not meet expectations of communicating effectively by fulfilling the expectations in the assignment.

Findings

The rubric evaluations were overall quite positive. As seen in Figure 5, out of 19 total artifacts assessed, 11 (58%) assessed written communication only, 1 (5%) assessed oral communication only, and 7 (37%) assessed both types of communication.

Type of communication assessed

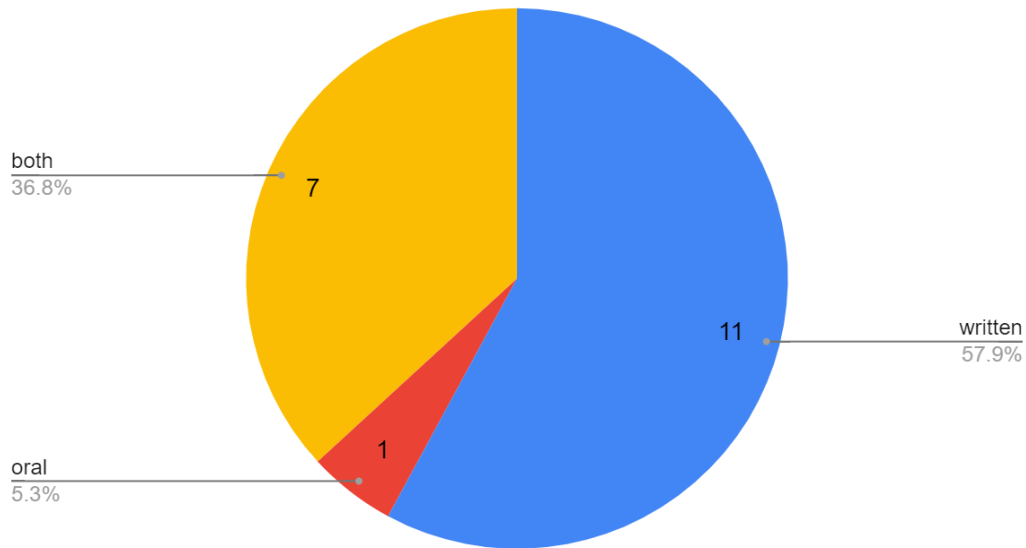


Figure 5

Figure 6 below showcases the data about the assignment component of the artifacts. 9 (47%) artifacts exceeded expectations here, 9 (47%) met expectations, 0 did not meet expectations, and 1 (5%) artifact did not contain assignment instructions (thus receiving a score of N/A). Overall, 94.8% of assignments met or exceeded expectations.

Assignment

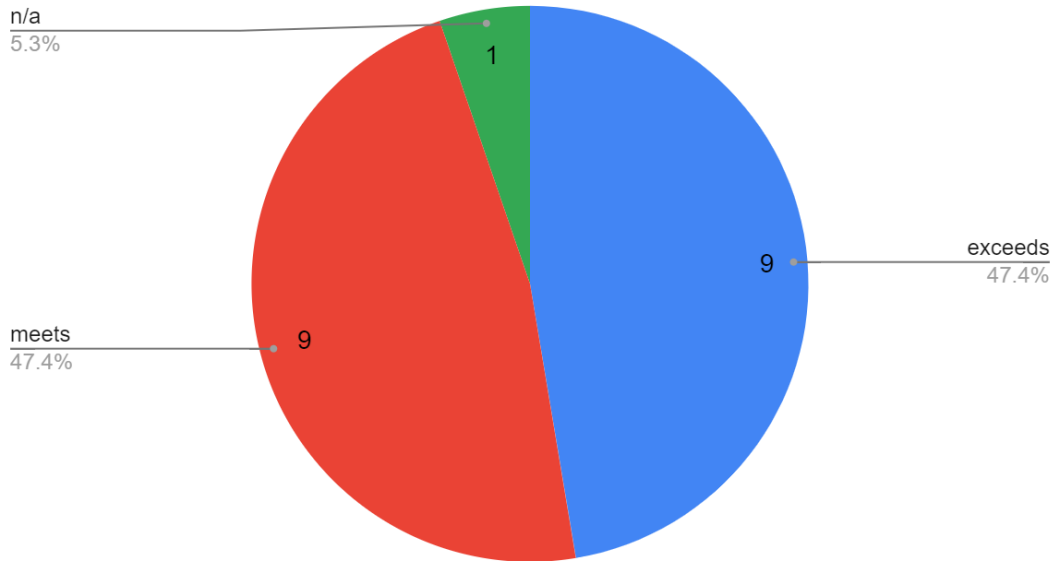


Figure 6

Finally, Figure 7 contains the data on student work within the artifacts. Here, 6 (32%) artifacts exceeded expectations, 12 (63%) met expectations, 0 did not meet expectations, and 1 (5%) received a score of N/A. This means that 94.8% of student work met or exceeded expectations.

Student work

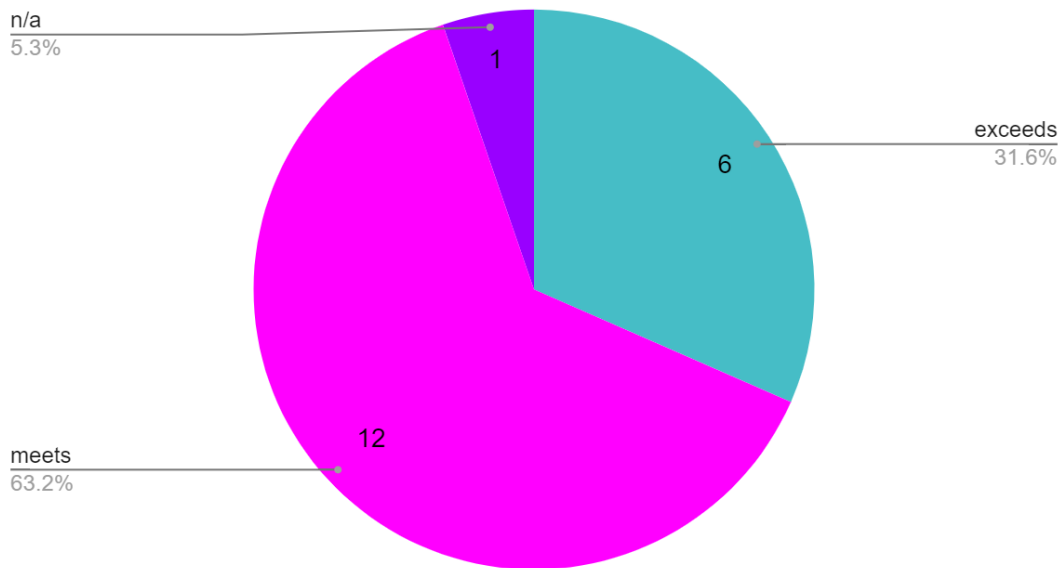


Figure 7

Conclusion

The Assessment Committee is extremely pleased with the results of their assessment of ILO 2: Communicate. Our quantitative data shows that an average of 88.4% of students who took a course mapping to ILO 2 in the past 3 years met or exceeded expectations in that course, while our qualitative data shows that 94.8% of artifacts submitted met or exceeded expectations for assessing communication in that course. With this data, the Assessment Committee feels confident that Bakersfield College is meeting Institutional Learning Outcome 2.