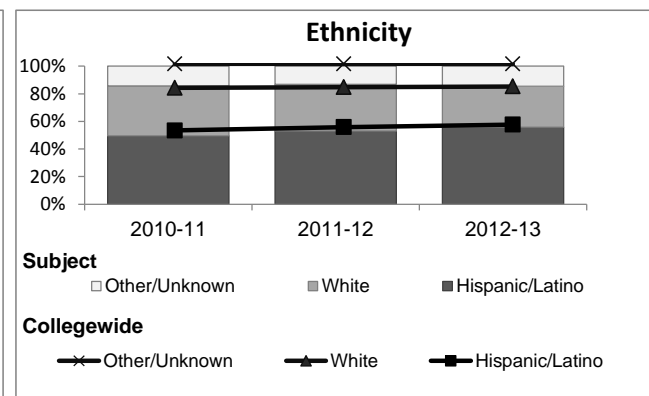
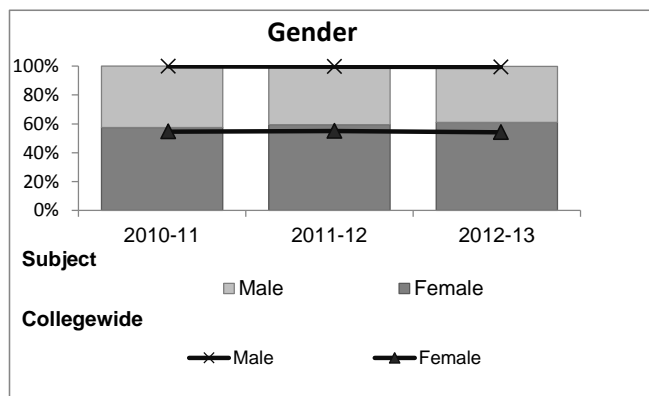


Library Science

Student Demographic Information

Student Headcount	2008-09		2009-10		2010-11		2011-12		2012-13		2012-13	
	#	% change - Prior Yr	#	% change - Prior Yr	#	% change - Prior Yr	#	% change - Prior Yr	Subject		Collegewide	
									#	% change - Prior Yr	#	% change - Prior Yr
Unduplicated ²	989	--	1,012	2%	1,078	7%	908	-16%	887	-2%	24,186	-4%

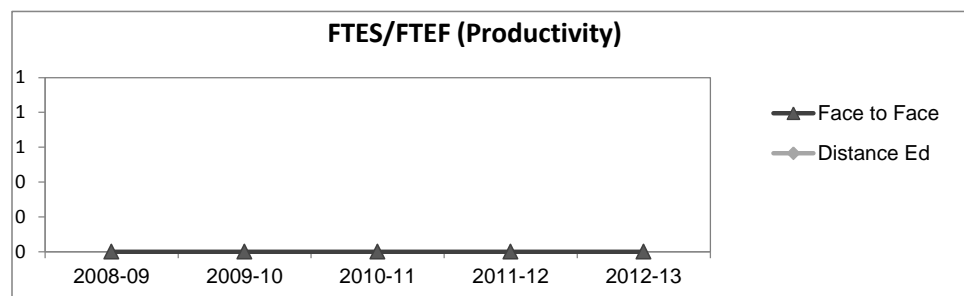
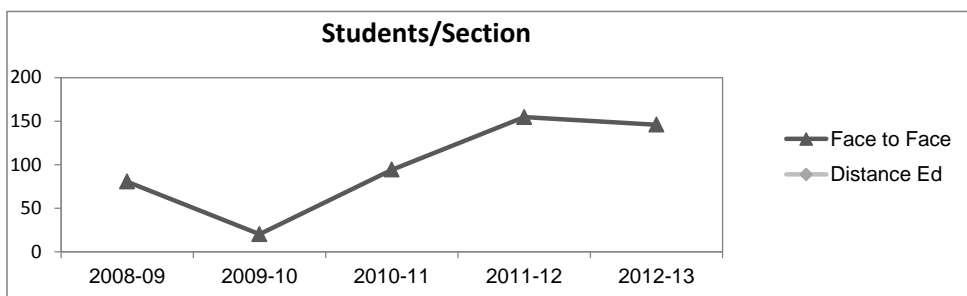
	2008-09		2009-10		2010-11		2011-12		2012-13		2012-13	
	#	%	#	%	#	%	#	%	Subject		Collegewide	
									#	%	#	%
Gender												
Female	580	59%	581	57%	620	58%	540	59%	542	61%	13,002	54%
Male	408	41%	431	43%	458	42%	366	40%	344	39%	11,007	46%
Unknown	1	0%	0	0%	0	0%	2	0%	1	0%	177	1%
Age												
19 & Younger	427	43%	494	49%	486	45%	368	41%	365	41%	5,879	24%
20-29	460	47%	410	41%	443	41%	412	45%	419	47%	12,407	51%
30-39	67	7%	70	7%	90	8%	78	9%	71	8%	3,344	14%
40 & Older	35	4%	38	4%	59	5%	50	6%	32	4%	2,555	11%
Ethnicity												
African American	38	4%	32	3%	44	4%	33	4%	32	4%	1,479	6%
American Indian	7	1%	8	1%	12	1%	3	0%	4	0%	148	1%
Asian/Filipino/Pac Islander	65	7%	67	7%	53	5%	59	6%	49	6%	1,180	5%
Hispanic/Latino	438	44%	459	45%	535	50%	481	53%	495	56%	13,518	56%
White	406	41%	415	41%	388	36%	307	34%	263	30%	6,706	28%
Two or more races	20	2%	26	3%	46	4%	25	3%	44	5%	802	3%
Unknown	15	2%	5	0%	0	0%	0	0%	0	0%	353	1%



Library Science

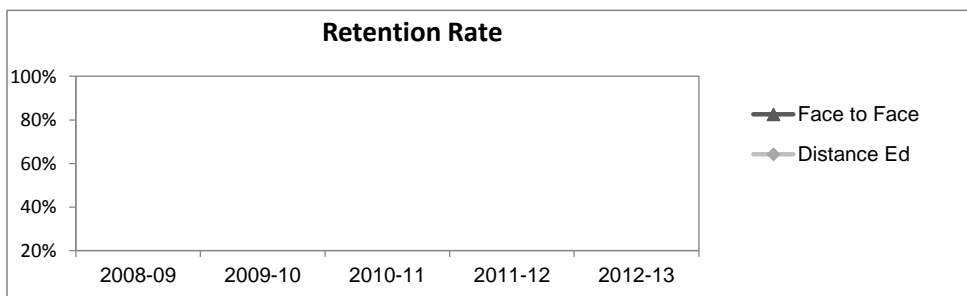
Course Enrollments - Productivity

	2008-09			2009-10			2010-11			2011-12			2012-13			2012-13		
	F-t-F ³	DE	Total	F-t-F ³	DE	Total	F-t-F ³	DE	Total	F-t-F ³	DE	Total	Subject	DE	Total	Collegewide	DE	Total
Number of Sections	16	0	16	16	0	16	16	0	16	15	0	15	15	0	15	3,285	193	3,478
Enrollment ⁴																		
Census	1,289	0	1,289	322	0	322	1,507	0	1,507	2,319	0	2,319	2,188	0	2,188	99,531	8,125	107,656
Students/Section ⁵	81		81	20		20	94		94	155		155	146		146	30	42	31
Productivity																		
FTES ⁶	4.5	0	4.5	5.0	0	5.0	5.1	0	5.1	4.4	0	4.4	4.2	0	4.2	11,680.8	901.0	12,581.8
FTEF ⁶	0.0	0	0.0	0.0	0	0.0	0.0	0	0.0	0.0	0	0.0	0.0	0	0.0	667.0	37.4	704.4
Contract																		61%
Overload																		9%
Adjunct																		22%
Summer																		7%
FTES/FTEF ⁷	0.0			0.0			0.0			0.0			0.0			17.5	24.1	17.9



Outcomes

	2008-09			2009-10			2010-11			2011-12			2012-13			2012-13		
	F-t-F ³	DE	Total	F-t-F ³	DE	Total	F-t-F ³	DE	Total	F-t-F ³	DE	Total	Subject	DE	Total	Collegewide	DE	Total
Retention Rate ⁸	0.0%		0.0%	0.0%		0.0%	0.0%		0.0%	0.0%		0.0%	0.0%		0.0%	85.9%	76.0%	85.1%
Success Rate ⁸	0.0%		0.0%	0.0%		0.0%	0.0%		0.0%	0.0%		0.0%	0.0%		0.0%	69.1%	53.4%	67.9%



Library Science

Degrees - Certificates

	2008-09			2009-10			2010-11			2011-12			2012-13			2012-13		
	AA	AS	CERT	AA	AS	CERT	AA	AS	CERT	AA	AS	CERT	Subject			Collegewide		
	AA	AS	CERT	AA	AS	CERT	AA	AS	CERT	AA	AS	CERT	AA	AS	CERT	AA	AS	CERT
* There are no awards associated with this Department or Subject																		
0	0	0	0	0	0	0	0	0	0	0	0	0	0	0	0			
Total Awards by Type	0	0	0	0	0	0	0	0	0	0	0	0	0	0	0	534	260	969
% of total awards by type																30%	15%	55%
Total Awards	0			0			0			0			0			1,763		

Notes¹ **Source:** ODS Reports (July, 2013)² **Student Headcount, *Unduplicated*:** Number of students enrolled on census day, where each student is counted one time.³ **F-t-F:** Face to Face instructional delivery mode.⁴ **Enrollment:** Every course in which students are enrolled on census day.⁵ **Students/Section:** Student enrollments per section on census day. Cross-listed sections are not combined.⁶ Acronyms **FTES** and **FTEF** represent full-time equivalent students and full-time equivalent faculty, respectively.⁷ **FTES/FTEF:** A measurement of productivity where the generally accepted target is 17.5.⁸ **Success rate numerator:** Number of course enrollments with a successful passing grade (A,B,C,P/CR).**Retention rate numerator:** Number of course enrollments retained through the semester (grade = A,B,C,P/CR,D,F,NP/NC,I).**Success and Retention rate denominator:** Number of enrollments retained (A,B,C,P/CR,D,F,NP/NC,I), withdrawn (W), and dropped after Census Day (DR).